

Savinvest TT Capital Growth Fund

Quarterly Portfolio Statement | December 31 2025

Managed by



Fund Objective

The Investment Objective of the Savinvest TT\$ Capital Growth Fund is to seek long-term growth of capital by investing in a diversified portfolio of equity securities of issuers primarily domiciled in, but not limited to, Trinidad and Tobago.

Fund Characteristics

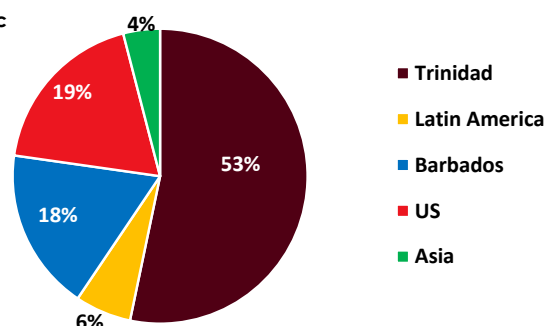
Date of Inception:	March 28 2003
Minimum Investment:	TTD 5,000.00
Minimum Addit. Investment:	TTD 100.00
Investment Style:	Long-Term Growth
Asset Class Focus:	Equities
Benchmark:	T&T Composite Index

Top 10 Positions held by the TTCGF

Security	% of Fund
Sagicor Financial Corporation	17.4%
SPDR S&P 500 ETF	7.2%
TSTT 2029	6.8%
Republic Financial Holdings Ltd	6.5%
TSTT 2029	5.6%
Ishares MSCI World ETF	5.3%
CIBC Caribbean Bank Limited	4.6%
Heritage Petrol Co Ltd 2029	3.8%
ScotiaBank T&T Limited	3.5%
Vanguard S&P 500 ETF	3.5%

Fund Allocation

Geographic



Total Net Asset Value as at December 31 2025

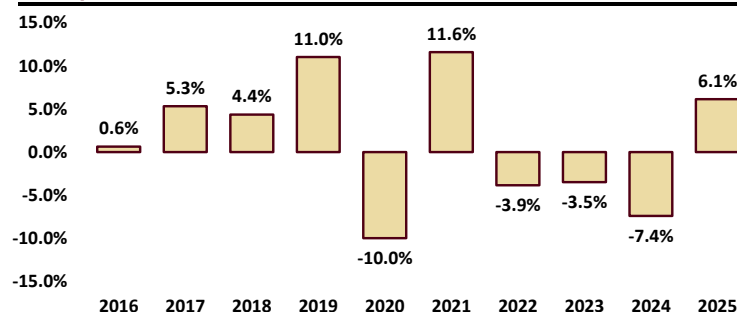
Funds Under Management as at December 31 2025: **TT\$11.0 Million**

The Net Asset Value of the Fund consists of only long positions.

The Summary of the Investment Portfolio may change due to ongoing portfolio transactions of the CIS and a quarterly update is available.

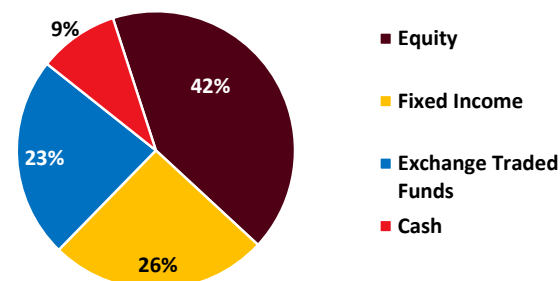
"This document has been prepared by Bourse Securities Limited, ("Bourse"), for information purposes only. The production of this publication is not to in any way establish an offer or solicit for the subscription, purchase or sale of any of the securities stated herein to US persons or to contradict any laws of jurisdictions which would interpret our research to be an offer. Any trade in securities recommended herein is done subject to the fact that Bourse, its subsidiaries and/or affiliates have or may have specific or potential conflicts of interest in respect of the security or the issuer of the security, including those arising from (i) trading or dealing in certain securities and acting as an investment advisor; (ii) holding of securities of the issuer as beneficial owner; (iii) having benefitted, benefitting or to benefit from compensation arrangements; (iv) acting as underwriter in any distribution of securities of the issuer in the three years immediately preceding this document; or (v) having direct or indirect financial or other interest in the security or the issuer of the security. Investors are advised accordingly. Neither Bourse nor any of its subsidiaries, affiliates directors, officers, employees, representatives or agents, accepts any liability whatsoever for any direct, indirect or consequential losses arising from the use of this document or its contents or reliance on the information contained herein. Bourse does not guarantee the accuracy or completeness of the information in this document, which may have been obtained from or is based upon trade and statistical services or other third party sources. The information in this document is not intended to predict actual results and no assurances are given with respect thereto."

Yearly Performance



Returns	Unit NAV TT\$	NAV Change (TT\$)	Total Return (%)	Annualized Return (%)
Year to Date	23.21	1.3	6.1%	
1 Month	22.50	0.7	3.2%	
3 Month	22.90	0.3	1.4%	
6 Month	22.88	0.3	1.4%	
1 Year	21.87	1.3	6.1%	
3 Year	24.47	(1.3)	-5.1%	-1.7%
5 Year	22.81	0.4	4.4%	0.9%
Inception	10.00	13.2	143.1%	4.0%

Asset Class



Methodology used to calculate Net Asset Value:

The Net Asset Value is calculated by dividing the total value of all Receivables, Cash and Securities in the Fund's portfolio minus any liabilities by the number of outstanding units.

Telephone:
(868)-2BOURSE (226-8773)

Fax
(868)-665-5755

E-mail
info@boursefinancial.com

Web
www.bourseinvestment.com